

Lilith Arm Chair

W - 24" D - 22" H - 31" SH - 18"

Weight: 15 lbs



Materials: Steel tube stacking chair

Frame Color Options: 00 White, 10 Black, 16 Navy, 21 Dark Gray, 22 Burgundy, 35 Olive Green, 55 Taupe

Features & Benefits: The Lilith Collection is a family of metal outdoor chairs with classically elegant lines. This steel tube stacking chair with generously welcoming curves is extremely comfortable. Its timeless design makes it suitable for use in the most refined of contract and hospitality installations. Must order in multiples of 4 in the same color. Minimum order 4 pieces. Choice of frame colors: 00 White, 10 Black, 16 Navy, 21 Dark Gray, 22 Burgundy, 35 Olive Green, 55 Taupe. Also available with Lilith Fat Seat Cushion or Lilith Fat Seat & Back Cushion. Must order in multiples of 4 in same color. Minimum order 4 pieces.


Optional Add Ons: None

Order Minimum: Must order in multiples of 4 in same color


Seat Color Options:




00 White




10 Black




16 Navy




21 Dark Gray



22 Burgundy



35 Olive Green



55 Taupe